

#P3062/#P3064/#P3092/#P3094

Alwaysaire™ Built-in Pump

OWNER'S MANUAL

Bestway®

DUAL FUNCTION: INFLATION & DEFLATION EXCLUSIVELY
DESIGNED FOR AIR BEDS

NOTICE: READ CAREFULLY BEFORE OPERATING AND SAVE
THESE INSTRUCTIONS.

CAUTION: TO AVOID THE RISK OF ELECTRIC SHOCK, DO NOT
EXPOSE TO WATER OR RAIN.

FOR INDOOR USE ONLY.

WARNING:

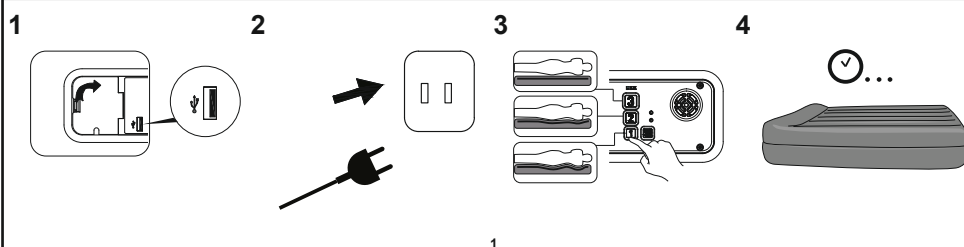
1. If the supply cord is damaged, it must be replaced by the manufacturer, its service agent or similarly qualified persons in order to avoid a hazard.
2. Motor for short time operation only. Inflate only for 5 minutes and deflate only for 5 minutes. Make sure motor's run time at a time not exceeds 5 minutes.
3. The air vent on the cover should be kept free of debris during use.
4. Product must be stored in a dry location.
5. **WARNING** -This appliance is not intended for use by persons (including children) with reduced physical, sensory or mental capabilities, or lack of experience and knowledge, unless they have been given supervision or instruction concerning use of the appliance by a person responsible for their safety. Children should be supervised to ensure that they do not play with the appliance.

NOTE: This product is not intended for commercial use.

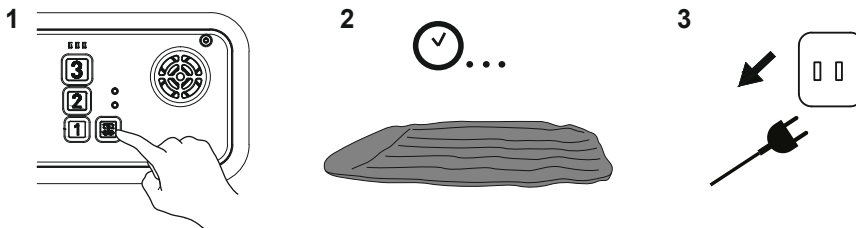
NOTE: Drawings for illustration purpose only. May not reflect actual product. Not to scale.

CLEANING & STORAGE:

1. If product gets dirty, use a clean damp cloth and wipe gently on the air bed surface. Do not use harsh detergents to clean. Fold and store after product is dried.
2. Before storing the product, release all the air. Store in a cool and dry place.
3. Do not place sharp or heavy objects near or on top of the mattress. Doing so will cause damage and tears.




S-S-005898



- — Green light: Inflation completed, reach the desired pressure;
Green light flashing: Alarm - Cannot reach the desired pressure within 5 min.

- — Blue light: Inflating or Deflating;
Blue light flashing: Manual Deflating.

Auto-Deflation: Press deflation button for 3 seconds.

-  — Manual-Deflation: If airbed is not deflated completely, press the deflation button more than 4 seconds and holding it will cause the pump to go into a manual-deflation state (with the blue LED flash), which has a 30-second Auto-off feature.



USB port.

Specification: DC 5V 1A

The USB port can be powered when the pump plugs into the socket.

NOTE: When all 3 power buttons are flashing this indicates one of two things: 1) The power is on, or 2) The power has been off and is now reconnected to a power source.

This pump has an auto-re-inflation feature. Please keep the pump plugged in and make sure the green light is on to maintain the air pressure level that you choose.

NOTE: Pressing the deflation button anytime will stop the pump when it is in use.

ALARM: When the green LED flashes, this means the pump cannot reach the desired pressure after inflating over 5 min. Please follow steps below.

1. Check if there is any air leakage and ensure the air valve is closed. Unplug and re-start the air pump.
2. If the problem continues, please manually deflate the airbed following the below steps:
 - Press the deflation button for more than 4 seconds and hold.
 - Or press the deflation button once to open the air valve in the pump and then deflate by pressing the air out of the airbed. Then contact our After Sales Service Center.

For support please visit us at:
www.bestwaycorp.com/support

©2018 Bestway Inflatables & Material Corp.

All rights reserved/Tous droits réservés / Todos los derechos reservados / Alle Rechte vorbehalten / Tutti i diritti riservati

®™ Trademarks used in some countries under license to/ Marques ®™ utilisées dans certains pays sous la licence de /

Marcas comerciales ®™ utilizadas en algunos países bajo la licencia de / ®™ Die Warenzeichen werden in einigen Ländern verwendet unter Lizenz der /

®™ Marchi utilizzati in alcuni paesi concessi in licenza a

Bestway Inflatables & Material Corp., No.3065 Cao An Road, Shanghai, 201812, China.

Manufactured, distributed and represented in the European Union by/Fabriqués, distribués et représentés dans l'Union Européenne par/

Fabricado, distribuido y representado en la Unión Europea por/Hergestellt, vertrieben und in der Europäischen Union vertreten von /

Prodotto, distribuito e rappresentato nell'Unione Europea da

Bestway (Europe) S.r.l., Via Resistenza, 5, 20098 San Giuliano Milanese (Milano), Italy

Distributed in North America by/Distribués en Amérique du Nord par/Distribuido en Norteamérica por

Bestway (USA) Inc., 3411 E. Harbour Drive, Phoenix, Arizona 85034, United States of America

Tel: 1-855-838-3888 (For U.S. and Canada)

Distributed in Latin America by/Distribués en Amérique latine par/Distribuido en Latinoamérica por/Distribuido na América Latina por

Bestway Central & South America Ltda, Salar Alacofan 1282, Parque Enea, Pudahuel, Santiago, Chile

Distributed in Australia & New Zealand by Bestway Australia Pty Ltd, 98-104 Carnarvon Street, Silverwater, NSW 2128, Australia

www.bestwaycorp.com

Made in China / Fabriqué en Chine / Fabricado en China / Hergestellt in China / Prodotto in Cina

Bestway